

Spatial-temporal evolution of the current filamentation instability

This content has been downloaded from IOPscience. Please scroll down to see the full text.

2015 New J. Phys. 17 043049

(<http://iopscience.iop.org/1367-2630/17/4/043049>)

View [the table of contents for this issue](#), or go to the [journal homepage](#) for more

Download details:

This content was downloaded by: vishwabandhu

IP Address: 203.230.57.109

This content was downloaded on 19/05/2015 at 05:02

Please note that [terms and conditions apply](#).



PAPER

Spatial-temporal evolution of the current filamentation instability

OPEN ACCESS

RECEIVED
19 January 2015REVISED
8 March 2015ACCEPTED FOR PUBLICATION
27 March 2015PUBLISHED
23 April 2015Content from this work
may be used under the
terms of the [Creative
Commons Attribution 3.0
licence](#).Any further distribution of
this work must maintain
attribution to the
author(s) and the title of
the work, journal citation
and DOI.V B Pathak^{1,2}, T Grismayer¹, A Stockem¹, R A Fonseca^{1,3} and L O Silva¹¹ GoLP/Instituto de Plasmas e Fusão Nuclear, Instituto Superior Técnico, Universidade de Lisboa, 1049-001 Lisboa, Portugal² Center for Relativistic Laser Science, Institute for Basic Science (IBS), Gwangju 500-712, Korea³ DCTI/ISCTE Lisbon University Institute, 1649-026 Lisbon, PortugalE-mail: vishwa.bandhu@ist.utl.pt and luis.silva@ist.utl.pt**Keywords:** beam plasma instabilities, filamentation instability, spatial temporal growth of instability**Abstract**

The spatial-temporal evolution of the purely transverse current filamentation instability is analyzed by deriving a single partial differential equation for the instability and obtaining the analytical solutions for the spatially and temporally growing current filament mode. When the beam front always encounters fresh plasma, our analysis shows that the instability grows spatially from the beam front to the back up to a certain critical beam length; then the instability acquires a purely temporal growth. This critical beam length increases linearly with time and in the non-relativistic regime it is proportional to the beam velocity. In the relativistic regime the critical length is inversely proportional to the cube of the beam Lorentz factor γ_{ob} . Thus, in the ultra-relativistic regime the instability immediately acquires a purely temporal growth all over the beam. The analytical results are in good agreement with multidimensional particle-in-cell simulations performed with OSIRIS. Relevance of the current study to recent and future experiments on fireball beams is also addressed.

1. Introduction

The interaction of energetic particle beams with plasmas is ubiquitous in laboratory and in astrophysical scenarios, and so are beam-plasma instabilities such as Weibel [1], current filamentation [2, 3] and two stream [4, 5]. The first two instabilities, also referred as Weibel-like instabilities, are electromagnetic in nature and arise due to the anisotropy in the momentum distribution of the electrons, protons and ions. Specifically, for the current filamentation instability (CFI) the role of the velocity anisotropy is played by the counter-streaming flow of the particle beams. These instabilities generate exponentially growing magnetic fields, providing one of the possible mechanisms for generating near equipartition magnetic fields in extreme astrophysical scenarios, such as gamma ray bursts [6], and are also closely associated with the formation of relativistic Weibel mediated collisionless shocks [7] in space [8] and laboratory plasmas [9–13]. Recently, the onset of the CFI was experimentally observed in counterstreaming plasmas in high power laser experiments [11–13]. Experiments on laser wakefield acceleration have also reported the filamentation of the accelerating particle beam as it interacts with the background plasma [14]. These instabilities provide an efficient way of restoring the isotropy in collisionless plasmas, since the energetic particles scatter off the self generated magnetic fields by which the longitudinal momentum is transferred to the transverse momentum.

The available theoretical models for CFI are restricted mainly to a purely temporal analysis [2, 3, 16] and do not capture any spatial characteristics of the instabilities, which can be very relevant for finite size systems [11–13, 16–18].

In this paper we obtain the relativistic spatial-temporal solutions for the unstable transverse CFI modes in cold plasmas. Our work and approach are inspired by [19, 20]. A single differential equation is derived to model the instability, considering only the electron response, ignoring the finite transverse dimension effects, considering a semi-infinite plasma slab and including the effects of a beam density ramp. For a step-like Heaviside beam profile analytical solutions are obtained for physically relevant and realistic initial conditions. We further obtain the quasi-static and asymptotic behavior of the solutions. The theoretical results are

compared with multidimensional particle-in-cell (PIC) simulations using OSIRIS [21]. Such spatial-temporal analysis, shown in the later part of this paper, is relevant to the jets emitted by the x-ray binaries where the velocities of the jets are in relativistic range $\sim 0.6c$ [22] where spatial effects in the CFI modes are significant, or to the fireball-like beams [16–18] interacting with the plasma.

2. Theory

We consider a two dimensional (2D) slab geometry, where a relativistic beam with velocity $v_{0b}\hat{z}$ and density $n_{0b}F(z, t)$, where $F(z, t)$ is the initial density profile of the beam, is propagating in a stationary plasma comprised of cold electrons and immobile ions with homogeneous plasma density n_{0p} . We analyze the stability of a transverse CFI mode with wavenumber k , and vector potential $\vec{A} = A(\psi, \tau)\hat{z} \exp[ikx]$, where $\psi = v_{0b}t - z$ and $\tau = t$, which satisfies the Coulomb gauge condition $\nabla \cdot \vec{A} = 0$ by solving the wave equation $(\nabla^2 - \partial_\tau^2/c^2)\vec{A} = -4\pi\vec{j}/c$. Under the slow envelope approximation $|\partial_\psi A| \ll |kA|$, the governing equation for the vector potential of the electromagnetic wave driven by a current density J_z can be written as

$$\left[\frac{1}{c^2} \partial_\tau^2 + \frac{2v_{0b}}{c^2} \partial_{\psi\tau}^2 + k^2 \right] A = \frac{4\pi}{c^2} J_z e^{-ikx}, \quad (1)$$

where $\vec{j} = -e[n_{0b}F(\psi)\vec{v}_{1b} + n_{0p}\vec{v}_{1p} + n_{1b}\vec{v}_{0b}]$ is the current density driving the vector potential $A \equiv A_z$, $\gamma_{0b} = 1/\sqrt{1 - v_{0b}^2/c^2}$ is the beam Lorentz factor, and c is the velocity of light in vacuum. The suffixes 0 and 1 are the 0th and 1st order perturbed values of the plasma (p) and beam (b) parameters defined as plasma electron velocity and density $\vec{v}_p = \vec{v}_{1p}$, $n_p = n_{0p} + n_{1p}$, and beam electron velocity and density $\vec{v}_b = \vec{v}_{0b} + \vec{v}_{1b}$, $n_b = n_{0b}F(\psi) + n_{1b}$. The chosen vector potential perturbation will generate a magnetic field $\vec{B} = \vec{\nabla} \times \vec{A} = -ikA(\psi, \tau)\hat{y} \exp[ikx]$ in the \hat{y} direction. Resorting to the fluid equations of motion of a two-species-plasma (plasma electrons and beam electrons), using the continuity equation and the equation of momentum conservation for the relativistic beam and the stationary background plasma electrons, and restricting to the first order values in the weakly coupling limits by ignoring the $(\partial_\tau + v_{0b}\partial_\psi)$ term with respect to kv_{0b} , the perturbed quantities can be written as,

$$\begin{aligned} \vec{v}_{1p} &= -\frac{e}{mc} \vec{A}, \\ \partial_\tau [\gamma_{0b}\vec{v}_{1b} + \gamma_{0b}^3 v_{0b}^2 v_{1bz}\hat{z}] &= -\frac{e}{mc} ikv_{0b} A e^{ikx}\hat{x} - \frac{e}{mc} (\partial_\tau + v_{0b}\partial_\psi) \vec{A}, \\ \partial_\tau^2 n_{1b} &= \frac{n_{0b}eF(\psi)}{mc^2\gamma_{0b}} \left[-k^2 v_{0b}c + \frac{1}{\gamma_{0b}^2} \partial_\tau (\partial_\tau + v_{0b}\partial_\psi) \right] A e^{ikx}. \end{aligned} \quad (2)$$

Incorporating equation (2) in equation (1) by taking the second order τ derivative of equation (1) and further neglecting the higher order derivatives ∂_τ^2 , $\partial_\psi\partial_\tau$, ∂_ψ^2 when compared with k^2c^2 , we obtain,

$$\left[\partial_\tau^2 + QF(\psi)\partial_{\psi\tau}^2 - \Gamma_0^2 F(\psi) \right] A = 0, \quad (3)$$

where $\Gamma_0 = kv_{0b}\omega_{pb}/\sqrt{\gamma_{0b}D}$, $D = k^2c^2 + \omega_{pp}^2 + \omega_{pb}^2/\gamma_{0b}^3$, $Q = 2\omega_{pb}^2 v_{0b}/(\gamma_{0b}^3 D)$, $\omega_{pb} = \sqrt{n_{0b}e^2/(m\epsilon_0)}$ and $\omega_{pp} = \sqrt{n_{0p}e^2/(m\epsilon_0)}$. Considering an infinite beam [$F(\psi) = 1$] and ignoring the second term in equation (3) we retrieve the well known purely temporal evolution of the system with growth rate Γ_0 . Interestingly, the equation obtained by Mori *et al* [19] (equation 10 in [19]) to analyze the spatial-temporal evolution of Raman forward scattering has the same form as equation (3) obtained here for the case of CFI. Equation (3) can be solved numerically for any general beam profile; however, to obtain analytical expression, we assume $F(\psi) = H(\psi)$, where $H(\psi) = 0$ for $\psi < 0$, $H(\psi) = 1$ for $\psi > 0$ is the Heaviside function. Respecting causality, we can impose $A = 0$ for $\tau < 0$, and define the double Laplace transform of $A(\tau, \psi)$ as

$$A(\alpha, \beta) = \int_0^\infty d\tau \int_0^\infty d\psi A(\tau, \psi) \exp[-i\alpha\tau - i\beta\psi]. \quad (4)$$

Thus, by doing the double Laplace transformation of equation (3), according to equation (4), we obtain the field expression in Laplace space as

$$A(\alpha, \beta) = \frac{QA(0, 0) - i\alpha \left(1 + \frac{\beta}{\alpha} Q \right) A(0, \beta) - i\alpha QA(\alpha, 0) - \frac{\partial A}{\partial \tau}(0, \beta)}{\alpha^2 + Q\alpha\beta + \Gamma_0^2}, \quad (5)$$

where $A(0, 0)$, $A(0, \beta)$, $A(\alpha, 0)$ and $\partial_\tau A(0, \beta)$ are the Laplace transforms of $A(\tau = 0, \psi = 0)$, $A(\tau = 0, \psi)$, $A(\tau, \psi = 0)$ and $\partial_\tau A(\tau = 0, \psi)$ respectively, which are the required initial conditions. The field $A(\tau, \psi)$ can be obtained by performing inverse Laplace transformation of $A(\alpha, \beta)$, defined as

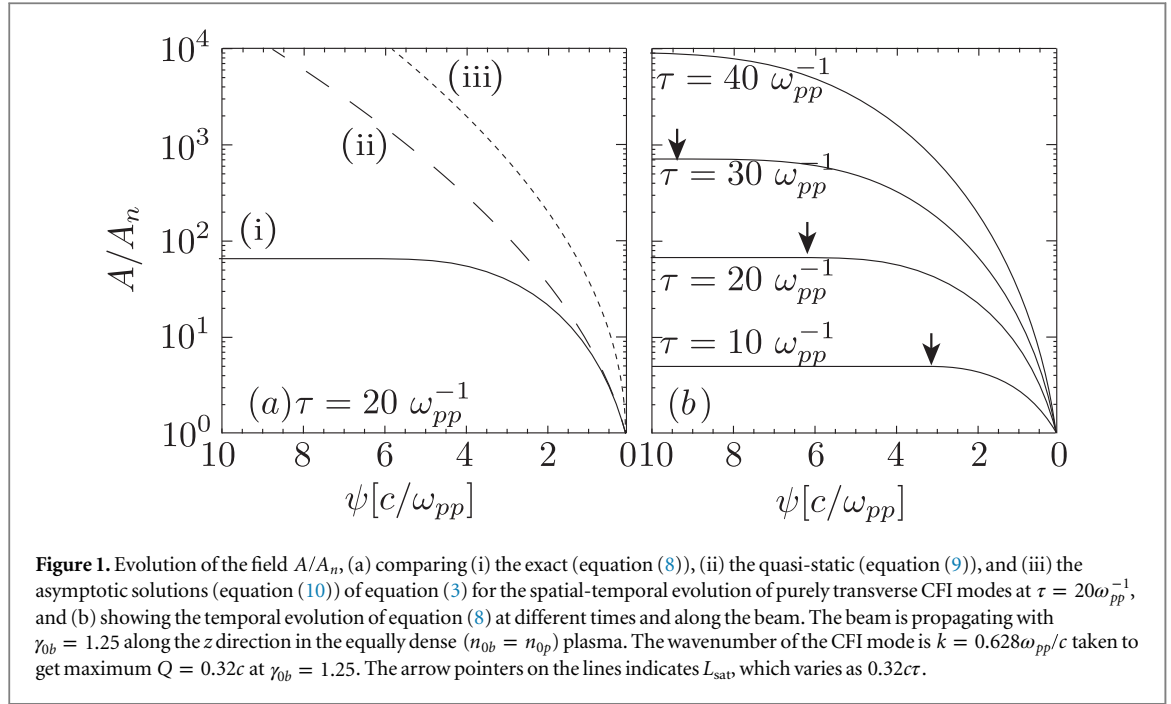


Figure 1. Evolution of the field A/A_n , (a) comparing (i) the exact (equation (8)), (ii) the quasi-static (equation (9)), and (iii) the asymptotic solutions (equation (10)) of equation (3) for the spatial-temporal evolution of purely transverse CFI modes at $\tau = 20\omega_{pp}^{-1}$, and (b) showing the temporal evolution of equation (8) at different times and along the beam. The beam is propagating with $\gamma_{0b} = 1.25$ along the z direction in the equally dense ($n_{0b} = n_{0p}$) plasma. The wavenumber of the CFI mode is $k = 0.628\omega_{pp}/c$ taken to get maximum $Q = 0.32c$ at $\gamma_{0b} = 1.25$. The arrow pointers on the lines indicates L_{sat} , which varies as $0.32c\tau$.

$$A(\tau, \psi) = \frac{1}{4\pi^2} \int_{-\infty-i\sigma_\alpha}^{\infty-i\sigma_\alpha} d\alpha \int_{-\infty-i\sigma_\beta}^{\infty-i\sigma_\beta} d\beta A(\alpha, \beta) e^{i\alpha\tau + i\beta\psi}, \quad (6)$$

where $\sigma_{(\alpha,\beta)}$ are chosen such that the contour from $\infty - i\sigma_{(\alpha,\beta)}$ to $-\infty - i\sigma_{(\alpha,\beta)}$ lies below all the singularities. For the sake of simplicity we consider the following realistic initial conditions,

$$A(\tau, \psi = 0) = A(\tau = 0, \psi) = A_n, \quad \text{and} \quad \partial_\tau A(\tau, \psi = 0) = 0, \quad (7)$$

which considers that at $\tau = 0$, there is an initial constant noise source throughout the beam and for $\tau > 0$ the beam front ($\psi = 0$) always encounters fresh plasma, and hence a constant noise source. The noise source for most instabilities are considered to be associated with the thermal fluctuations, and if thermal fluctuations have no time or space dependence, the constant noise source assumption holds correct. Longitudinally modulated or time dependent noise amplitude can be some of the forms of noise source that should be considered and the detailed analysis of the effect of different noise sources on the CFI spatial-temporal evolution will be addressed elsewhere. The above conditions yield $A(0, \beta) = A_n/(i\beta)$, $A(\alpha, 0) = A_n/(i\alpha)$, $A(0, 0) = A_n$ and $\partial_\tau A(0, \beta) = 0$, which leads to the solution of equation (3), by inverting equation (5), as

$$A(\tau, \psi) = A_n \left[[H(\tau) - H(\tau - \psi/Q)] A_n \cosh(\Gamma_0 \tau) + H(\tau - \psi/Q) \sum_{j=0}^{\infty} \left(\frac{\psi/Q}{\tau - \psi/Q} \right)^j I_{2j} \left[2\Gamma_0 \sqrt{\frac{\psi}{Q} \left(\tau - \frac{\psi}{Q} \right)} \right] \right], \quad (8)$$

where I_j is the j th order modified Bessel function of the first kind [23]. Neglecting the term ∂_τ^2 in equation (3) leads to the quasi-static solutions, which are valid at the beam front for $\psi \ll Q\tau$, as

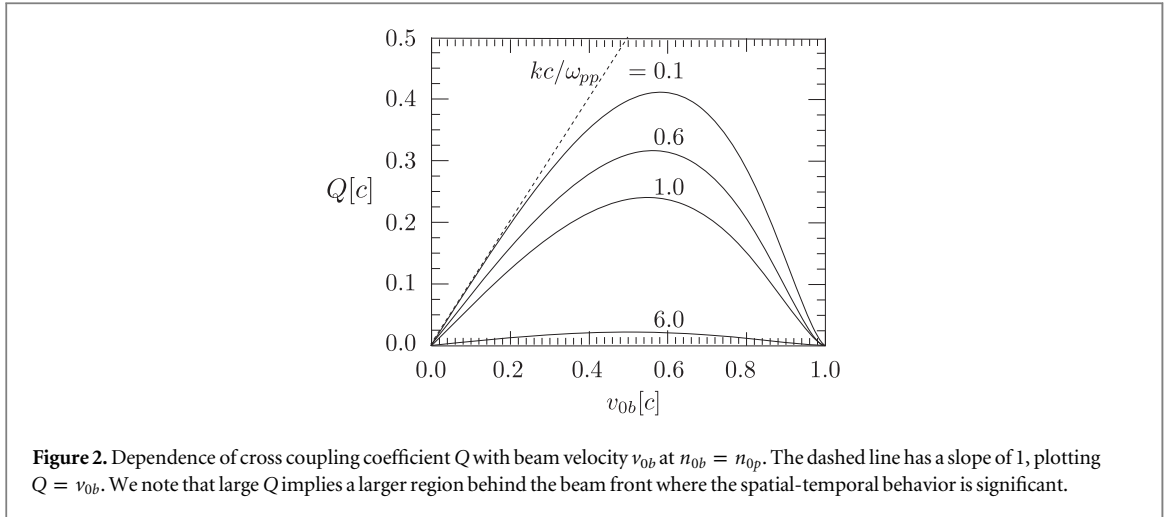
$$A(\tau, \psi) = A_n H(\tau) H(\psi) I_0 \left[2\Gamma_0 \sqrt{\frac{\psi}{Q} \tau} \right]. \quad (9)$$

Moreover, and using the stationary phase method which gives the impulse response due to a localized initial disturbance at $\tau = 0$ and $\psi = 0$, the asymptotic solution for $A(\tau, \psi)$ at large τ can be written as [19]

$$A(\tau, \psi) = A_n \exp\left(2\Gamma_0 \sqrt{\tau\psi/Q}\right). \quad (10)$$

The partial differential equation governing the CFI (equation (3)) and its exact solution (equation (8)) are valid for $Q\tau \gg 1/k$, whereas the asymptotic solutions are valid for $Q\tau \gg 2\Gamma_0/(Qk)$.

It is evident from figure 1(a), that the quasi-static and asymptotic methods ((ii) and (iii) in figure 1(a)) fail to capture the spatial saturation of the instability at the back of the beam as demonstrated by the full exact solution of equation (3) (line (i) in figure 1). This specific characteristic is also evident in the simulation results to be discussed later in this paper. It is worth mentioning here that the asymptotic approach, used extensively for spatial-temporal analysis of the longitudinal beam-plasma instabilities [24], overestimates the growth and does



not seem to give correct spatial characteristics for the transverse instabilities, specifically for the CFI discussed in here.

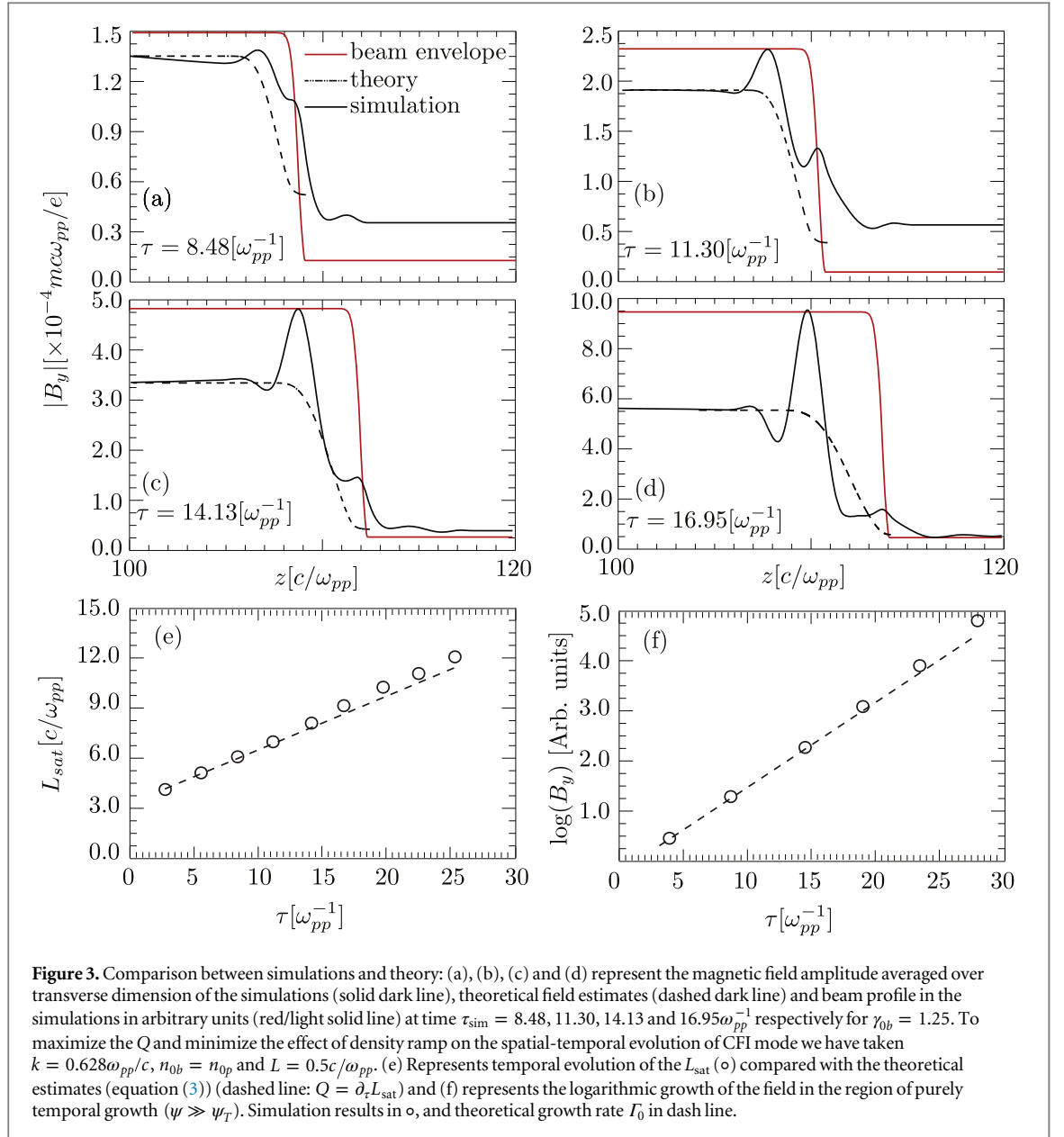
At the beam front, for $\psi \ll Q\tau$ the quasi-static solutions given by equation (9) match well with the exact solutions described by equation (8). The mildly relativistic ($\gamma_{ob} = 1.25$) solutions for $A(\tau, \psi)$ (equation (8)), presented in figure 1 (b) with respect to ψ for different times τ , indicate that the filaments grow spatially from the beam front ($\psi = 0$) to the back until the transition point $\psi_T = Q\tau$. After the transition point the instability grows in a purely temporally fashion. We define the beam length over which the instability grows spatially as $L_{sat} = Q\tau$ (identified as vertical arrows in each line in figure 1 (b)). Beyond this length the instability grows with spatially constant temporal growth rate Γ_0 .

As observed from the previous discussions, and from equations (3), (8), (9) and (10), the spatial-temporal behavior depends on the cross coupling coefficient Q . To address this, in figure 2 we analyze the dependence of Q on the beam velocity v_{ob} for different CFI wavenumbers k at $n_{ob} = n_{op}$. For $kc \gg \omega_{pp}$, ω_{pb} , the maximum value of Q is achieved for $v_{ob} = 0.5c$ ($\gamma_{ob} = 1.15$), and varies as $Q_{max} \simeq 0.65n_{ob}/(n_{op}k^2c^2)$. For $kc \ll \omega_{pp} = \omega_{pb}$, $Q_{max} \simeq 0.4$ at $v_{ob} = 0.6c$ ($\gamma_{ob} = 1.25$). In the non-relativistic scenario $\gamma_{ob} \simeq 1$ and $kc \ll \omega_{pp} = \omega_{pb}$, $Q = v_{ob}$, which is shown as a dashed line in figure 2. At higher $\gamma_{ob} \gg 1$, $k \gg \omega_{pp}/c$ or $n_{ob} \ll n_{op}$, Q tends to 0, and the instability acquires a purely temporal behavior.

We have also considered a beam profile with $F(\psi) = 1 - \exp[-\psi^2/L^2]$, of direct relevance for the comparison with simulations. For such beam configurations the numerical solution of equation (3) gives the same spatial-temporal behavior predicted by equation (8) but with an enhanced saturation length $L_{sat} \simeq Q\tau + L$. The results are compared in figure 3 which will be discussed in connection with the simulations performed in the next section. For $F(\psi) = 1 - \exp[-\psi^2/L^2]$, the beam density profile, and hence the effective temporal growth rate $\propto \Gamma_0 \sqrt{F}$, reaches the maximum density growth rate on the spatial scale length L . Thus, in presence of a density ramp the spatial evolution of CFI can be attributed both to the beam density spatial profile, and to the cross coupling term. If $L \gg Q\tau$, we may ignore the contribution from the cross coupling term ($Q\partial_{\psi\tau}^2$) in equation (3), resulting in a field varying as $A = A_0 \cosh[\Gamma_0\tau\sqrt{1 - e^{-\psi^2/L^2}}]$, thus determining an extra condition for the relevance of the spatial-temporal effects of the CFI.

3. Simulations

In order to confirm and to explore the theoretical results presented above, we have performed 2D PIC simulations using OSIRIS [21]. We consider a scenario where a relativistic beam is propagating through a cold plasma, where the beam and the plasma are both comprised of an electron-proton neutral plasma (the temperature of the background plasma is set to zero). The simulation box, with dimensions $250 \times 100(c/\omega_{pp})^2$, is divided into 12500×5000 cells with 3×3 particles per cell per species. The beam has a gaussian density ramp at the front, $F(\psi) = 1 - \exp[-\psi^2/L^2]$, where L is the length of the gaussian ramp at the beam front. When $L \rightarrow 0$ this profile mimics a sharp rising beam front with a Heaviside function profile which was considered to obtain the analytical solutions (equation (8)). We seed the instability, in order to analyze a single CFI mode with wavenumber k_{seed} , with a small magnetic field perturbation of the form $B_y(\tau = 0) = \delta B_0 \cos(k_{seed}x)$, where $\delta B_0 = 5 \times 10^{-5}m\omega_{pp}/e$.



The comparisons between the CFI magnetic field B_y evolution predicted by the theory (numerical solutions of equation (3)) and the fields observed in the simulations, plotted in figure 3, show that the solutions given by equation (8) are the most suitable model, among the three models discussed here to predict the spatial-temporal growth of the CFI along the beam, as expected. In the simulations the instability starts to grow after a relaxation time ($\tau_{\text{relax}} \approx 1.63 \omega_{pp}^{-1}$ for this particular simulation) necessary for the self-consistent electromagnetic fields and the electromagnetic noise to adjust to the initial flow condition. Thus, for the comparison with the theory, the time is re-normalized to $\tau = \tau_{\text{sim}} - \tau_{\text{relax}}$, where τ_{sim} is the simulation time. One can observe in figure 3 that the theoretical estimate for the CFI magnetic field, given by equation (8), matches well with the magnetic field profile observed in the simulations. We analyze the variation of saturation length L_{sat} with time τ in figure 3 (e) obtained from the simulations. The rate at which L_{sat} increases with time τ is $Q = 0.32c$, which is equal to the theoretical value of $Q = \partial_t L_{\text{sat}}$, as predicted by our model. Beyond the beam length L_{sat} , the magnetic field amplitude is spatially constant and grows temporally with growth rate Γ_0 , as predicted by the theory.

The longitudinal modulations, with wavelength $\sim \lambda_p$, seen in the simulations of figure 3 are due to the growth of the longitudinal instability seeded by the sharp rising beam density profile at the front. In the simulations, the longitudinal electric field modulation is observed, but confined only in the front portion of the beam. The remainder of the beam does not show any sign of the longitudinal electrostatic instability. We attribute this to the fact that, in a similar way as for the CFI, the longitudinal instabilities also have a spatial-temporal nature [24]. This also demonstrates that a full understanding of this scenario requires the combined analysis of CFI and longitudinal electrostatic instabilities.

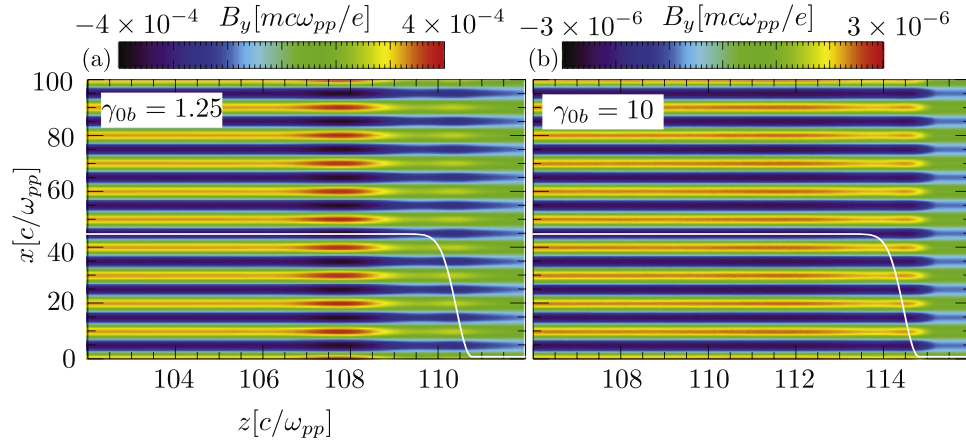


Figure 4. Effect of γ_{ob} on spatial evolution of the current filamentation instability: snapshots of magnetic field B_y at time $= 11.30\omega_{pp}^{-1}$ for (a) $\gamma_{ob} = 1.25$ and (b) $\gamma_{ob} = 10$, demonstrating that at high Lorentz factor the spatial properties of the instabilities are negligible. Other parameters are: $k_{seed} = 0.628\omega_{pp}/c$, $n_{ob} = n_{op}$ and $L = 0.5c/\omega_{pp}$. The white line shows the beam profile in the simulations. After time $\tau > 11.30\omega_{pp}^{-1}$ longitudinal modulations on the CFI becomes significantly strong to visualize the spatial saturation of the fields.

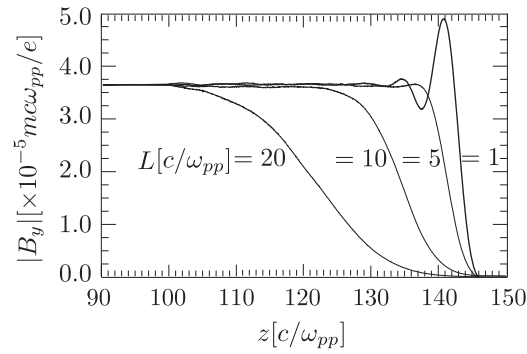


Figure 5. The current filamentation fields growing along the beam at time $\tau_{sim} = 45\omega_{pp}^{-1}$ in the simulations performed with varying the size of density ramp L for $\gamma_{ob} = 10$ and $k = 6.0\omega_{pp}/c$. The longitudinal mode responsible for the modulations at the front of the beam are suppressed for longer density ramps due to the reduced noise level for excitation of the longitudinal modes.

The magnetic field snapshots in the x - z plane, shown in figure 4 indicate a sharper rise in the magnetic field at the beam front for higher γ_{ob} (figure 4 (b)) as compared to lower γ_{ob} (figure 4 (a)), which further validates the theory, since at high γ_{ob} the cross coupling term Q , and thus the saturation length L_{sat} , decreases as $\sim 1/\gamma_{ob}^3$ for a given time τ . Since $I_0 \propto 1/\sqrt{\gamma_{ob}}$, the field amplitude at the back of the beam in figure 4(b) (high γ_{ob}) is weaker as compared to the field in figure 4(a) (low γ_{ob}), also as predicted by the theory.

As observed in figure 5, where the transversely averaged B_y is compared for various density ramps, on increasing the ramp size L , and thus reducing the initial seed for the longitudinal modes, the simulation results show that these longitudinal modulations on the purely transverse CFI modes (at the wavelength $\approx \lambda_p$) can be suppressed. As the time progresses (not shown in the paper) the longitudinal modes as well as other faster growing CFI modes start to play an important role and their interplay in the nonlinear stage becomes significant.

4. Discussion and conclusions

To summarize, in this paper we have derived a single differential equation modeling the spatial-temporal evolution of the purely transverse CFI. For relevant initial conditions exact analytical solutions have been obtained and compared with the analytical solutions under the quasi-static and asymptotic approximations. The validity of the model was demonstrated by comparing it with 2D PIC simulations in OSIRIS [21]. In a setup of a cold relativistic beam propagating in a uniform cold plasma the instability grows from the beam front to the back, acquires maximum value at the critical beam length $L_{sat} = Q\tau$ at given time τ and then grows in a purely temporal manner for the rest of the beam length.

For relativistic fireball electron-positron beams [17, 18] undergoing current filamentation in an electron-ion plasma, the cross coupling coefficient Q is enhanced by a factor of 2 ($Q \rightarrow 2Q$) and the purely temporal growth rate is enhanced by a factor of $\sqrt{2}$ ($\Gamma_0 \rightarrow \sqrt{2}\Gamma_0$) due to the contribution from the current driven by the velocity and density perturbations of the positrons in the beam. However, in the relativistic regime this enhancement is not sufficient to balance the $1/\gamma_{0b}^3$ dependence of Q on the beam Lorentz factor γ_{0b} . As a result for an ultra-relativistic 29 GeV fireball beam [17] with $n_{0b} = n_{0p}$, $Q \simeq 2 \times 10^{-14}c$, and thus the spatial evolution to the CFI can be attributed only to the density gradient scale length. For the recent experiments with a 60MeV electron beam [16], $Q \simeq 1.2 \times 10^{-6}c$, thus again suggests only purely temporal growth of the CFI is present along the beam. However, in the case of moderately relativistic fireball beams Q can be significantly enhanced. For instance, in the case of Sarri *et al* [18] with $\gamma_{0b} = 15$, $n_{0b} = 10n_{0p}$ and considering a density ramp of $L = 0.22c/\omega_{pp}$, the cross coupling coefficient can be $Q \approx 0.01c$, which suggests that in the linear regime of the CFI, for $\tau \gg 220\omega_{pp}^{-1}$ the CFI spatially grows beyond the density ramp size L and spatially saturates with $L_{\text{sat}} \simeq Q\tau \gg L$.

Based on our analysis we further observe that the spatial-temporal nature of the instability also has an effect for finite beam-plasma interaction time τ_{int} and beam size L_{beam} . In fact, depending on the relation between these parameters, i.e either $L_{\text{beam}} < Q\tau_{\text{int}}$ or $> Q\tau_{\text{int}}$, a weaker or stronger filamentation of the beam can be expected which will further affect the nonlinear growth of the instability. Moreover, the study of spatial-temporal evolution of the beam-plasma instabilities can also lead to a better understanding and characterization of the Weibel mediated collisionless shock formation process in laboratory and astrophysical plasmas.

Acknowledgments

This work was supported by the European Research Council (ERC-2010-AdG grant 267841), Institute of Basic Science Korea (Project code: IBS-R012-D1) and Korea Institute of Science and Technology Information (Project code: KSC-2014-C1-049). We also acknowledge PRACE for providing access to SuperMUC based in Germany at the Leibniz research center.

References

- [1] Weibel ES 1959 *Phys. Rev. Lett.* **2** 83
- [2] Fried B D 1959 *Phys. Fluids* **2** 337
- [3] Silva L O *et al* 2002 *Phys. Plasmas* **9** 2458
- [4] Pierce J R 1948 *J. Appl. Phys.* **19** 231
- [5] Bohm D and Gross E P 1949 *Phys. Rev.* **75** 1851
Bohm D and Gross E P 1949 *Phys. Rev.* **75** 1864
- [6] Medvedev M V and Loeb A 1999 *Astrophys. J.* **526** 697
Silva L O *et al* 2003 *Astrophys. J. Lett.* **596** L121
Medvedev M V, Fiore M, Fonseca R A, Silva L O and Mori W B 2005 *Astrophys. J.* **618** L75
Brainerd J J 2000 *Astrophys. J.* **538** 628
- [7] Bret A *et al* 2013 *Phys. Plasmas* **20** 042102
Bret A *et al* 2014 *Phys. Plasmas* **21** 072301
- [8] Gruzinov A 2001 *Astrophys. J.* **563** L15
Martins S F, Fonseca R A, Silva L O and Mori W B 2009 *Astrophys. J.* **695** L189
Spitkovsky A 2008 *Astrophys. J.* **682** L5
Spitkovsky A 2008 *Astrophys. J.* **673** L39
- [9] Fiuza F *et al* 2012 *Phys. Rev. Lett.* **108** 235004
- [10] Stockem A *et al* 2014 *Sci. Rep.* **4** 3934
- [11] Park H S *et al* 2012 *High Energy Density Phys.* **8** 38
- [12] Kugland N L *et al* 2012 *Nat. Phys.* **3** 809
- [13] Huntington C M *et al* 2015 *Nat. Phys.* **11** 173
- [14] Huntington C M *et al* 2011 *Phys. Rev. Lett.* **106** 105001
- [15] Bret A *et al* 2010 *Phys. Plasmas* **17** 120501
- [16] Allen B, Yakimenko V, Babzien M, Fedurin M, Kusche K and Muggli P 2012 *Phys. Rev. Lett.* **109** 185007
- [17] Muggli P *et al* 2013 arXiv:1306.4380
- [18] Sarri G *et al* 2015 arXiv:1312.0211
- [19] Mori W B and Decker C D 1994 *Phys. Rev. Lett.* **72** 1482
- [20] Decker C D *et al* 1996 *Phys. Plasmas* **3** 1360
- [21] Fonseca R A *et al* 2002 *Lecture Notes in Computer Science* vol 2331/2002 (Berlin: Springer)
Fonseca R A *et al* 2008 *Plasma Phys. Control. Fusion* **50** 124034
Fonseca R A *et al* 2013 *Plasma Phys. Control. Fusion* **55** 124011
- [22] Perucho M *et al* 2010 *Astron. Astrophys.* **512** L4
- [23] Abramowitz M and Stegun Irene A 1964 *Handbook of Mathematical Functions with Formulas, Graphs, and Mathematical Tables* (New York: Dover)
- [24] Rostomian E V 2000 *Phys. Plasmas* **7** 1595